New Possibilities with Roger

© 2026 continued.com, LLC. All rights reserved. Unauthorized reproduction prohibited. See final page for complete terms.

What's in This Handout

KEY TAKEAWAYS....3
COURSE CONTENT....4
INTERACTIVE WORKSHEET....16
NOTES....23
QUIZ SUMMARY....24
REFERENCES....25
ADDITIONAL INFORMATION....26

Key Takeaways

Key Takeaway	Key Details
Hearing aids may need help	Patients may still struggle with noise, distance, and group conversations despite well-fitted hearing aids.
Not all remote microphones are equal	Hearing aids with noise reduction algorithms and directional microphones perform within the critical distance. Standard remote microphones are shown in the far field.
RogerSense OS powers Roger On Sphere	RogerSense OS combines always-on Sphere technology, natural voice processing, multibeam technology, and adaptive behavior.
Adaptive gain behavior	Gain adjusts automatically in response to surrounding noise so the signal stays amplified above the noise floor.
Performance versus hearing aids alone	Hearing aids plus Roger scored 96% in low noise and 86% in high noise, compared with 67% and 14% for hearing aids alone (Stewart et al., 2026).
Twice as noisy	Roger On Sphere can provide equivalent comfort and intelligibility in situations twice as noisy as Roger On 3 (Roh et al., 2026).
Automatic microphone modes	Modes include presenter, table, pointing, wide pointing, multimedia, and headset, plus a MultiTalker Network that connects up to 10 microphones in table and presenter modes.
Universal compatibility	Roger works with Phonak Audéo Sphere hearing aids, Sonova wireless hearing aids, Advanced Bionics CI processors, and non-Sonova hearing devices.
Design and app updates	A glass LCD, IP54 rating, 8-hour battery life, the Velvet Black color, and myRogerMic updates including own voice comfort and MultiTalker Network control.
Demos drive decisions	An in-office demo takes about 3 minutes, and a take-home trial lets patients experience Roger in real life.

Course Content

Learner Outcomes

- After this course, participants will be able to:
  - List what's new in the Roger portfolio
  - Describe the benefits of using Roger
  - List microphone functions and use cases

Why Patients May Need More Than Hearing Aids

Sometimes Hearing Aids Could Use Some Help

Patients may still struggle despite well-fitted hearing aids in three situations:

- Noise
- Distance
- Group conversations

Consider this question: What do you recommend when a patient struggles in such situations?

Not All Remote Mics Are Created Equal

The graph plots noise level (quiet, loud, very loud) against distance (near field, far field). Hearing aids, with noise reduction algorithms and directional microphones, perform up to the critical distance. Standard remote microphones appear in the quiet, far-field corner.

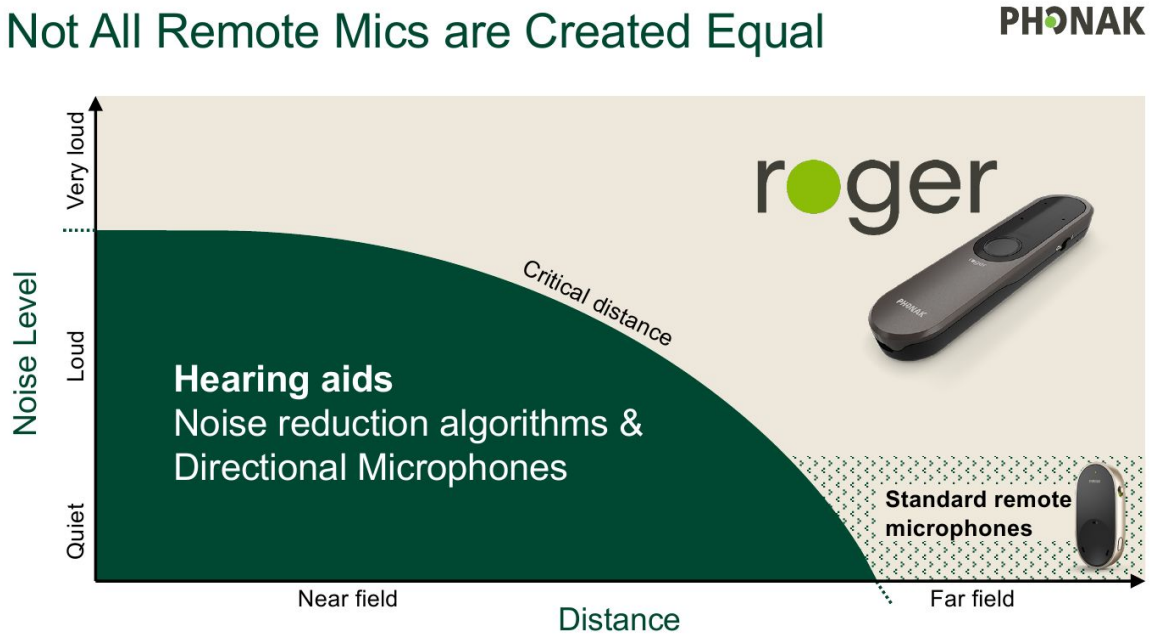

Figure 1. Graph of noise level and distance showing the range of hearing aids, the critical distance, and standard remote microphones.

Roger Signal Processing Innovations

- 2013: Adaptive gain and directionality
- 2016: Multibeam technology
- 2021: Stereo mode
- 2023: Headset mode

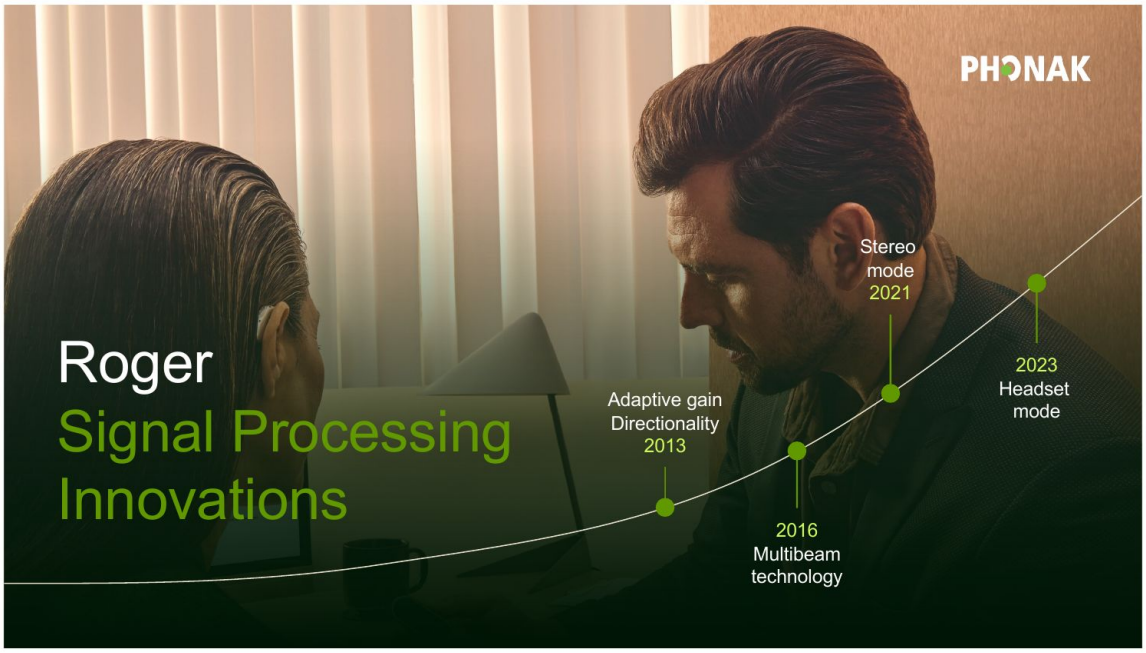

Figure 2. Timeline of Roger signal processing innovations from 2013 to 2023.

What's New: Roger On Sphere

RogerSense OS Overview

RogerSense OS includes always-on Sphere technology (new), natural voice processing, multibeam technology, and adaptive behavior. The design includes a hardware redesign (new) and myRogerMic updates. The slide also lists the Roger wireless protocol (proprietary 2.4GHz, universally compatible receivers, low-latency) and the automatic microphone modes, with headset mode and MultiTalker Network marked as updated.

Q5	**Quiz Hint:** The Roger On Sphere design brings RogerSense OS with always-on Sphere technology and natural voice processing, along with multibeam technology and adaptive behavior.

Multibeam

- Accelerometer-powered mode steering
- Three microphones creating up to 12 directional beams
- Beamforms to the best SNR

Always-On Sphere

- Tried and tested Phonak Sphere technology
- Real-time separation of speech from noise
- Always-on regardless of mode and noise level

Natural Voice Processing

- New intelligent compression strategy
- Better preservation of the original speech signal
- Voices heard with higher fidelity, preserving the dynamic nature of speech

Adaptive Gain Behavior

- Automatically adjusts gain in response to the surrounding noise
- Signal consistently stays amplified above the noise floor

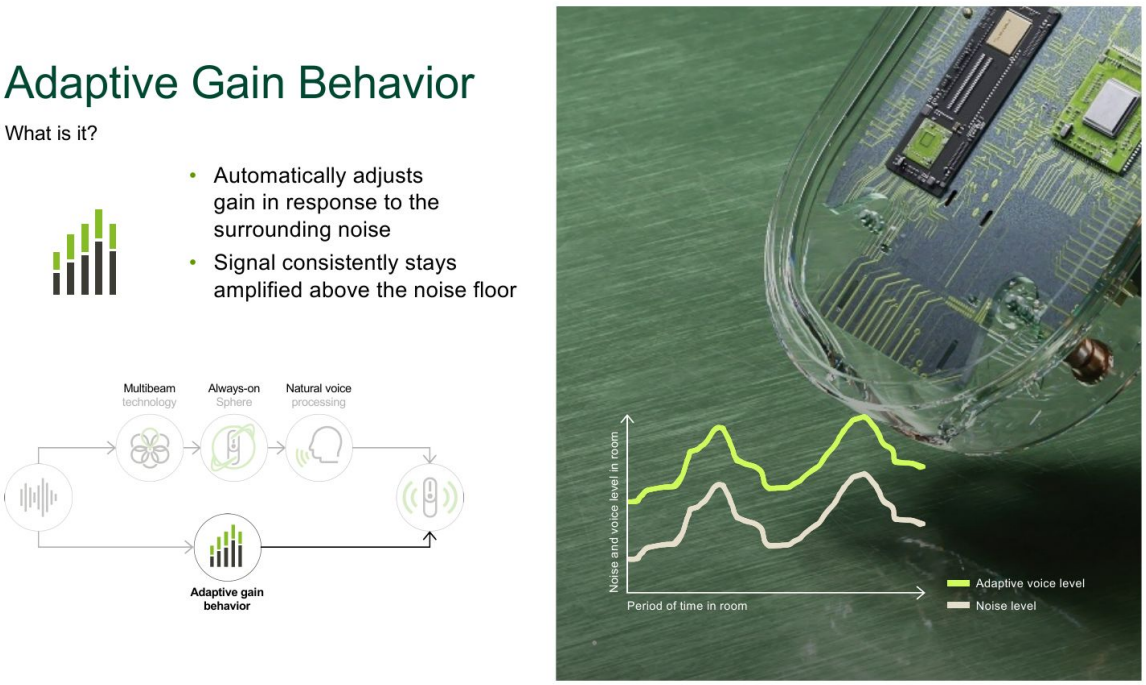

Figure 3. Graph of adaptive voice level staying above the noise level over time.

Q1 **Quiz Hint:** Adaptive gain behavior automatically adjusts gain in response to the surrounding noise, so the signal consistently stays amplified above the noise floor.

What Does This Mean for Your Patient?

- Roger On Sphere can provide equivalent comfort and intelligibility in situations twice as noisy as Roger On 3, based on a 3 dB SNR benefit in typical operating range.
- Audéo EON with Roger On Sphere is predicted to provide substantially better far-field speech in noise intelligibility compared to the hearing aid alone (Roh et al., 2026).

Performance and Evidence

Proven Roger Performance

Phonak Audéo I with Roger On provides significantly better far-field speech intelligibility in noise compared to hearing aids alone, and compared to two other remote microphones and hearing aids (Stewart et al., 2026).

- Low noise (-3 dB SNR): hearing aids alone 67%, hearing aids plus Roger 96%
- High noise (-10 dB SNR): hearing aids alone 14%, hearing aids plus Roger 86%
- Other remote microphones, low noise: Brand B 68%, Brand A 86%, hearing aids plus Roger 96%
- Other remote microphones, high noise: Brand B 12%, Brand A 45%, hearing aids plus Roger 86%

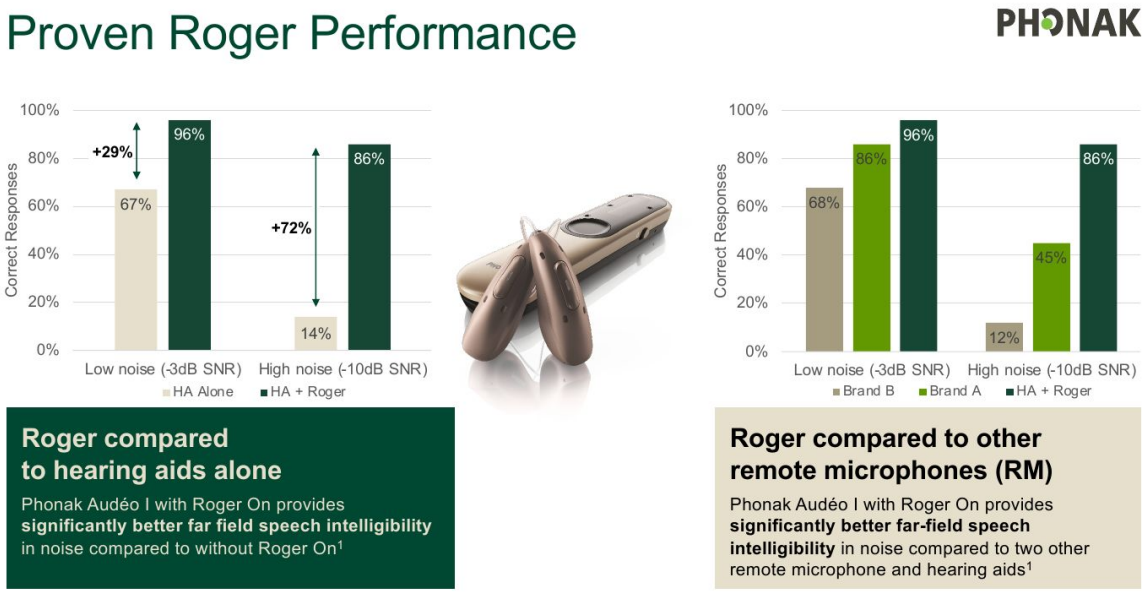

Figure 4. Bar charts of correct responses for hearing aids alone, two other remote microphones, and hearing aids with Roger in low and high noise.

Q4 **Quiz Hint:** Phonak Audéo I with Roger On showed significantly better far-field speech intelligibility in noise compared with hearing aids alone and compared with two other remote microphones.

What Do People Say?

Roger improves well-being for working adults with hearing loss (Roh et al., 2026). PIADS ratings favored Roger across three subscales, each with p < .0001:

- Competence: mean 1.1, SD 1.0
- Adaptability: mean 1.1, SD 0.9
- Self-esteem: mean 0.9, SD 0.9

Over 9 out of 10 HCPs recommend Roger On. Contact claims@sonova.com for more information.

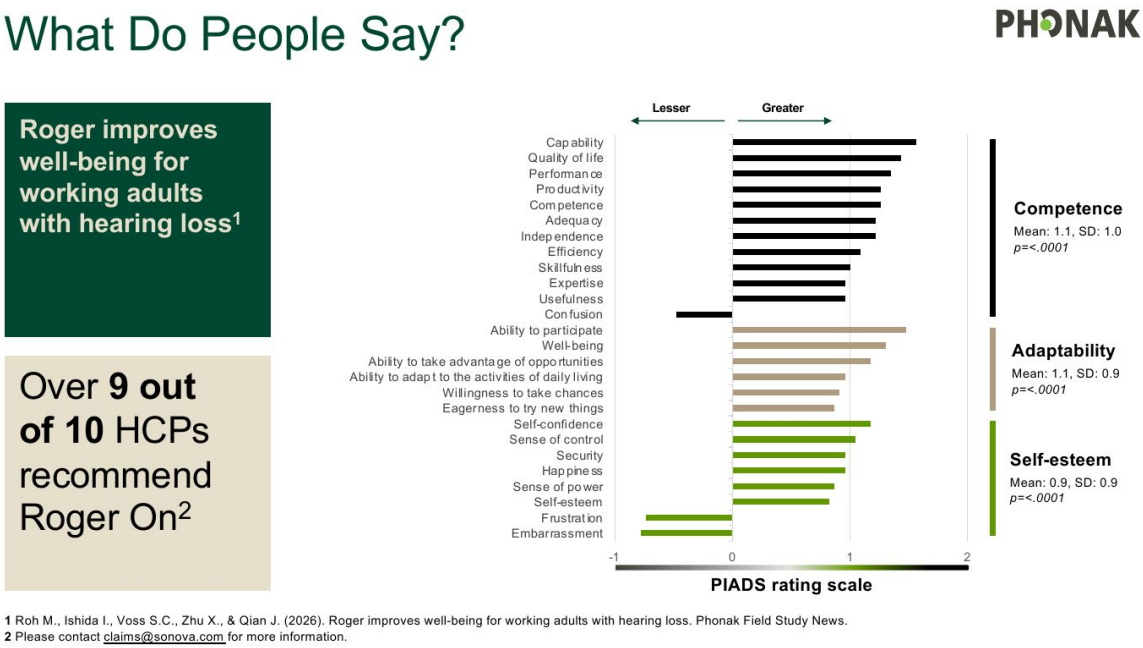

Figure 5. Bar chart of PIADS well-being ratings for working adults with hearing loss using Roger.

The List Goes On

The presenter cited additional published evidence, including studies of cochlear implant recipients using a personal digital adaptive radio frequency system (Wolfe et al., 2013a, 2013b) and a comparison of adaptive digital and FM wireless technology (Thibodeau, 2014).

Proven Audiological Performance

- 50% better speech understanding performance (relative change compared to StereoZoom 2.0, subjects with moderate-severe hearing loss; Roh et al., 2025)
- 37% reduction in listening effort (same comparison; Roh et al., 2025)
- Up to 2x more likely to understand every word from any direction (hearing aids using SSC compared to the same settings without SSC; Roh et al., 2026)

Roger Wireless Protocol and Compatibility

Roger Protocol

The wireless protocol for Roger is described by three points: easy to use, the RogerDirect advantage, and universal compatibility. The radar chart compares Roger with two broadcast protocols.

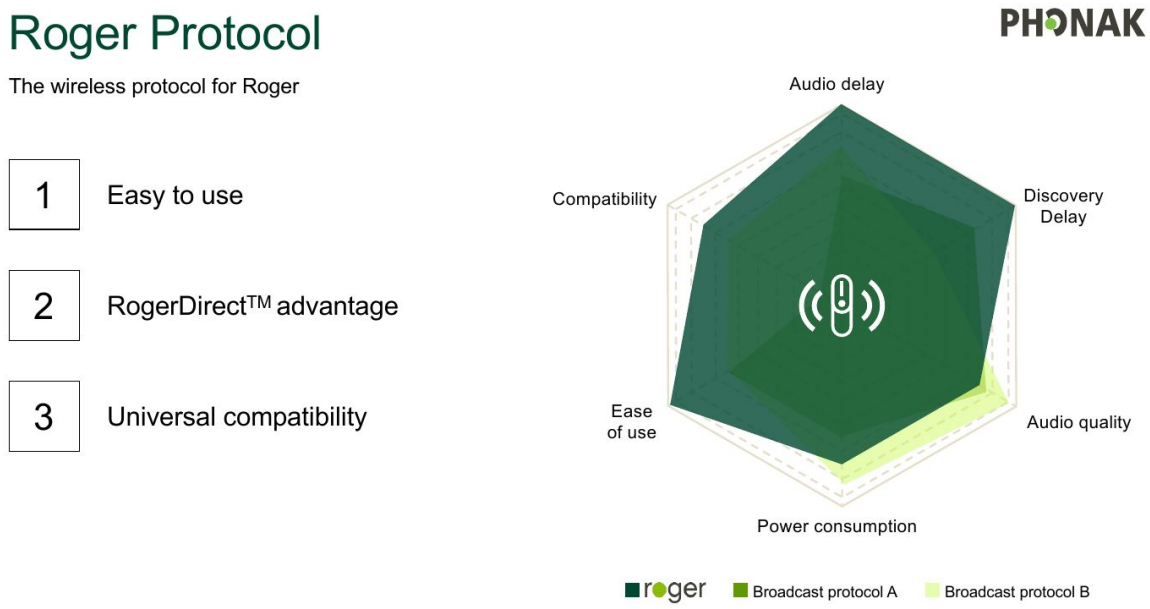

Figure 6. Radar chart comparing the Roger protocol with two broadcast protocols across six measures.

Seamless Usability

Low-latency:

- Experience real-time speech thanks to the extremely fast Roger protocol
- Quick to re-join with a low discovery delay

Low-hassle:

- Stable connections by owning the protocol
- Transmitter initiated connections, with no assistants or apps needed
- Accelerometer-powered automatic microphone modes

Universal Compatibility: Expanding the Sphere Ecosystem

- Phonak Audéo E Sphere
- Advanced Bionics CI processors
- Sonova wireless hearing aids
- Non-Sonova hearing devices

The RogerDirect Advantage

- RogerDirect provides the best latency and audio quality, with additional benefits
- Design-integrated receivers provide better audio quality, with a compromise on aesthetics
- Neckloop provides a low-latency signal, with a compromise on convenience and audio quality
- Using a Roger X with an intermediary device can result in "double delay"

Additional RogerDirect benefits:

- Discrete, hassle-free, and without intermediary devices
- Guaranteed end-to-end low-latency signal
- Receiver specific adjustment with EasyGain
- Stereo mode (with a binaural pair of RogerDirect hearing devices)
- Extended range
- Dedicated RogerDirect+Mic program with personalized gain control, adaptive local mics up to Fixed Directional, and dual adaptive gain behavior

Easy Receiver Installation for Non-EON Aids

For EON aids, simply press Connect while holding it next to the aid. For other aids, follow these steps:

- Turn on one hearing aid and place it next to the Roger microphone
- Simultaneously hold down the center and Connect buttons to put Roger On into installation mode
- Success. Repeat with the other aid

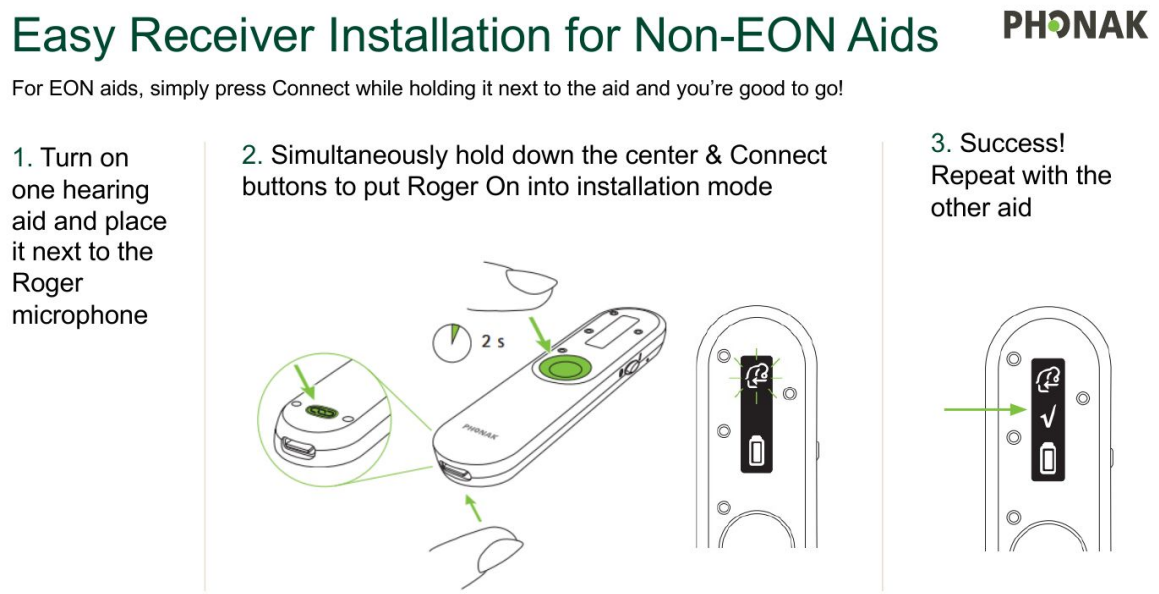

Figure 7. Three steps for installing receivers on non-EON hearing aids.

Automatic Microphone Modes

Mode Overview

The automatic microphone modes are presenter, table, pointing, wide pointing, multimedia, and headset, along with the MultiTalker Network. All acoustic modes are powered by RogerSense OS and always-on Sphere technology.

Q2 **Quiz Hint:** The automatic microphone modes include presenter, table, pointing, wide pointing, multimedia, and headset modes.

Wide Pointing Mode

Wide pointing mode is available for RogerDirect aids and activated in the myRogerMic app.

Q3 **Quiz Hint:** Wide pointing mode is available for RogerDirect aids and is activated in the myRogerMic app.

MultiTalker Network

Thanks to the updated MultiTalker Network (MTN) feature, you can now connect up to 10 microphones in table and presenter mode, to hear everyone around the meeting room table.

New option for a MultiTalker Network when multiple microphones are the recommendation:

- Primary microphone: Roger On Sphere. Includes the microphone, protective sleeve, lanyard, TV dock, TOSLINK cable, 3.5mm audio cable, USB-C to 3.5mm cable, USB-C to USB-C power cord, and charging brick.
- Secondary microphone option: Roger On Sphere ECO (new). Does not include the TV docking station, TOSLINK cable, or charging brick.

One Mic. Every Situation.

Roger On Sphere is one microphone that adapts automatically at work, at home, and on the go.

At Work	At Home	Out and About
Workshops	At home	Social gatherings
Meetings with a presenter	Dining with friends and family	Sports
Online calls	TV and multimedia	In the car
Lectures	Playing games	And more
Hallway		

Technology Comparison: Matching Function to Patient Need

Function	Remote Microphone	Roger Technology
Adaptive gain	No	Yes
Compatible with brand-specific aids	Yes	Yes
Compatible with HAs, CIs, and more	No	Yes

Function	Remote Microphone	Roger Technology
Only 1 pair of aids pairs to 1 microphone	Yes	No
Multiple aids can pair to 1 microphone	No	Yes
Single microphone mode for simple situations	Yes	Yes
Multiple microphone modes for complex and dynamic situations	No	Yes
MultiTalker Network	No	Yes

Design and App

Design

- New glass LCD
- IP54 rating
- Redesigned outer housing
- 8-hour battery life
- New color: Velvet Black

myRogerMic App

The app has a new icon and these features: beam steering selection, custom mode selection, mic mode and mute, own voice comfort (new), and MultiTalker Network control (new).

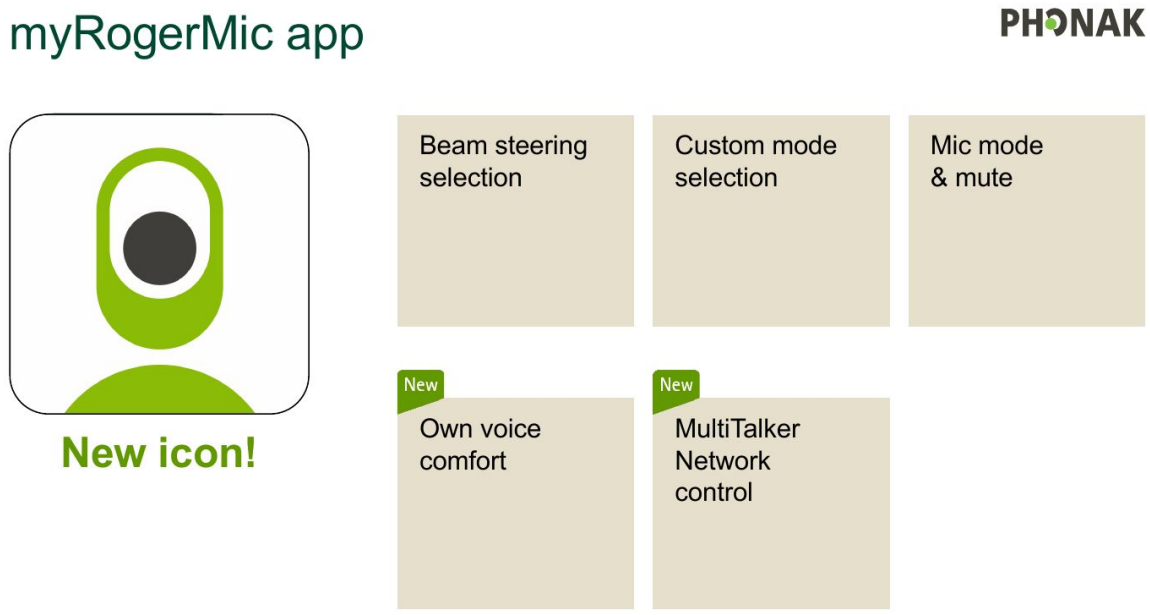

Figure 8. myRogerMic app overview with the new icon and five feature tiles.

myRogerMic app

PHONAK

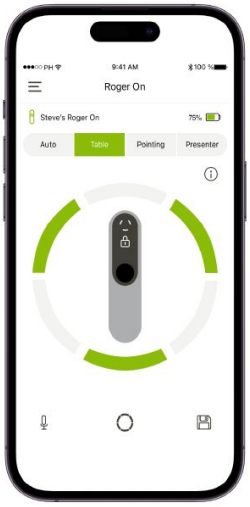

Beam steering selection

Custom mode selection

Mic mode & mute

New

Own voice comfort

New

MultiTalker Network control

Figure 9. myRogerMic app screen for beam steering selection.

myRogerMic app

PHONAK



Beam steering selection

Custom mode selection

Mic mode & mute

New

Own voice comfort

New

MultiTalker Network control

Figure 10. myRogerMic app screen for own voice comfort.

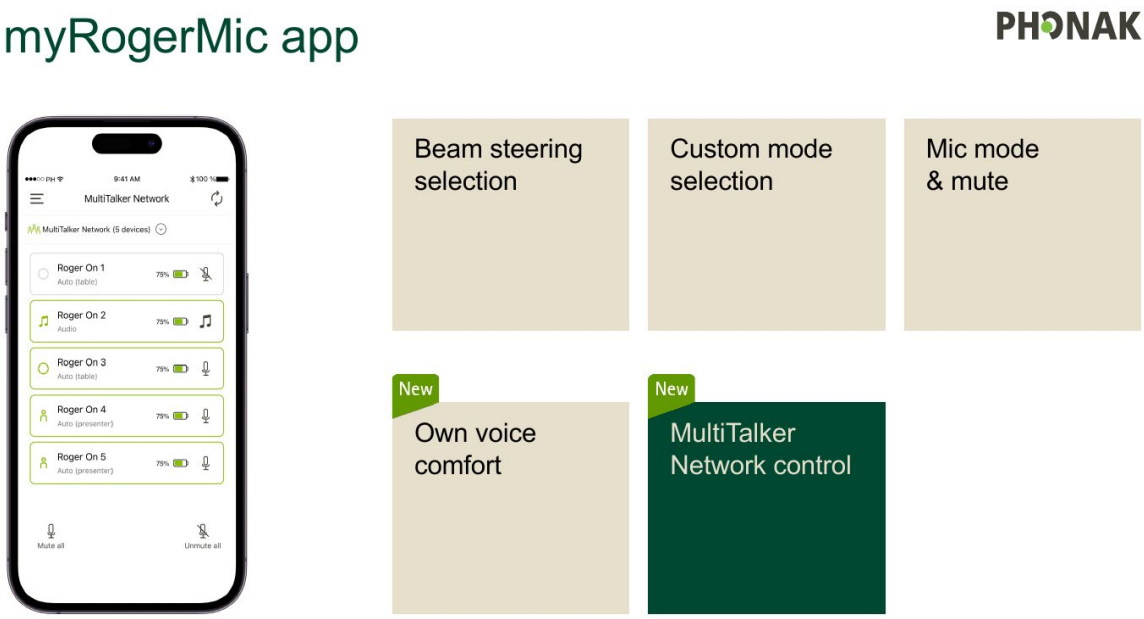

Figure 11. myRogerMic app screen for MultiTalker Network control.

Patient Benefits and Demonstration

Patient Benefits: Be Confident in More Places

- Clearer conversations with less background noise and less effort
- Compatibility with many hearing aids, cochlear implants, and other hearing solutions
- Versatility: automatically switches between microphone modes depending on the situation
- Well-being: Roger improves well-being for working adults with hearing loss (Roh et al., 2026)

It Starts with a Demo

Demos are the key to help patients hear the difference.

- In-office demo: show the difference in just 3 minutes, compare hearing aids alone vs. with Roger On Sphere, and build confidence in the recommendation
- Take-home trial: let patients experience Roger in real life, with more moments, more environments, stronger satisfaction, and better outcomes

Empower Your Patients with Workplace Accommodations

Link: phonak.com/reasonableaccommodations

What's New: Summary

- New design, multibeam technology, always-on Sphere technology, natural voice processing, and adaptive behavior
- Roger protocol, automatic microphone modes, and MultiTalker Network
- New TV dock and the myRogerMic app

> **Conclusion**
>
> - Clarity you hear, connection you feel.
> - Expand your world, with Roger On Sphere.

Interactive Worksheet

Click any box to type your response. Checkboxes are best completed in desktop Word or a PDF reader that supports form fields. Each module ties to a learner outcome for this course.

Date:

> **Learner Outcomes**
>
> - After this course, participants will be able to:
>   - List what's new in the Roger portfolio
>   - Describe the benefits of using Roger
>   - List microphone functions and use cases

Module 1: What's New in the Roger Portfolio

Key Terms

Key Term	My Definition
Multibeam technology	
Always-on Sphere	
Natural voice processing	
Adaptive gain behavior	

Recall these Roger On Sphere details:

Detail	My answer
Number of microphones used for multibeam	
Maximum number of directional beams	
Battery life (hours)	

Detail	My answer
Ingress protection rating	

Pause and Apply. If a patient is still struggling in noise, at a distance, or in group conversations despite well-fitted hearing aids, then I will tell them about this new Roger feature:

Module 2: Benefits of Using Roger

Data Recall: Hearing Aids Alone and with Roger

Enter the percent correct shown for each listening condition:

Listening condition	Hearing aids alone (%)	Hearing aids plus Roger (%)
Low noise (-3 dB SNR)		
High noise (-10 dB SNR)		

Quick Check

1. Adaptive gain behavior keeps the signal amplified above the noise floor.

☐ True ☐ False

2. Always-on Sphere technology works only in noisy modes.

☐ True ☐ False

3. Roger On Sphere can provide equivalent comfort and intelligibility in situations twice as noisy as Roger On 3.

☐ True ☐ False

Pause and Apply. If a patient asks how Roger might help them, then I will share these results from the course:

Module 3: Microphone Functions and Use Cases

Window Pane Summary: Automatic Microphone Modes

For each mode, note when you would recommend it.

Mode	When I would recommend it
Presenter mode	
Table mode	
Pointing mode	
Wide pointing mode	
Multimedia mode	
Headset mode	

Matching: Use Cases

Write the letter of the category where each example belongs. Letters may be used more than once.

Example (write the letter in the box)	Category
1. Workshops	A. At Work
2. Dining with friends and family	B. At Home
3. Sports	C. Out and About
4. Online calls	
5. Playing games	

Pause and Apply. If a patient describes their most challenging listening situation, then I will recommend this mode and explain why:

Module 4: Compatibility and Setup

Sequencing: Installing Receivers on Non-EON Aids

Number these steps in the order you would actually perform them, 1 through 3.

Step (write its number in the box)
Success, then repeat with the other aid
Turn on one hearing aid and place it next to the Roger microphone
Simultaneously hold down the center and Connect buttons to put Roger On into installation mode

Receiver Options

Note the trade-off described for each receiver option:

Receiver option	Trade-off or advantage
RogerDirect	
Design-integrated receivers	
Neckloop	
Roger X with an intermediary device	

Pause and Apply. If a patient uses a hearing aid or cochlear implant processor, then I will check Roger compatibility by...

Module 5: Demonstrating Roger and Further Resources

Quick Check

1. An in-office demo can show the difference between hearing aids alone and with Roger in just 3 minutes.

☐ True ☐ False

2. Wide pointing mode is available for all hearing aids.

☐ True ☐ False

3. Which option lets patients experience Roger in real life?

☐ A. In-office demo

- [ ] B. Take-home trial
- [ ] C. Technology comparison table
- [ ] D. Webinar FAQ

Pause and Apply. If a patient works in a setting with challenging listening situations, then I will use these resources or tools:

Post-Course Reflection

What was the most significant thing you learned today that surprised you or challenged your existing practice?

What knowledge gaps did this course reveal in your own skills or knowledge?

Describe a specific patient or client from your own practice where you would apply something from this course:

What is one thing you will do differently in your practice next week as a result of this course?

Action Plan

Identify at least 2 specific, measurable changes you plan to make to your clinical practice as a direct result of this course. Use the If-Then format where possible: "If I encounter [situation X], then I will [action Y]." This is more useful than "I will improve my practice."

My Action Plan Goal	Target Date	How I Will Measure Success

Notes

Quiz Summary

The following quiz hints appeared throughout the course content. Use this section as a quick study reference.

Q1	**Quiz Hint:** Adaptive gain behavior automatically adjusts gain in response to the surrounding noise, so the signal consistently stays amplified above the noise floor.
Q2	**Quiz Hint:** The automatic microphone modes include presenter, table, pointing, wide pointing, multimedia, and headset modes.
Q3	**Quiz Hint:** Wide pointing mode is available for RogerDirect aids and is activated in the myRogerMic app.
Q4	**Quiz Hint:** Phonak Audéo I with Roger On showed significantly better far-field speech intelligibility in noise compared with hearing aids alone and compared with two other remote microphones.
Q5	**Quiz Hint:** The Roger On Sphere design brings RogerSense OS with always-on Sphere technology and natural voice processing, along with multibeam technology and adaptive behavior.

References

Roh, M., Dubach, M., Utiger, M., & Harsh, S. (2025). Beyond wireless protocols: Roger's excellence in remote microphone performance. *Phonak Field Study News*, September 2025.

Roh, M., Gigandet, X., & Sans, M. (2026). Expand your world, with Roger On Sphere. *Phonak Insight*.

Roh, M., Ishida, I., Voss, S. C., Zhu, X., & Qian, J. (2026). Roger improves well-being for working adults with hearing loss. *Phonak Field Study News*.

Stewart, E., Keller, M., Roh, M., & Galster, J. (2026). Clinical benchmarking of remote microphone performance in adults with hearing loss. *Phonak Field Study News*, July 2026.

Thibodeau, L. (2014). Comparison of speech recognition with adaptive digital and FM wireless technology by listeners who use hearing aids. *American Journal of Audiology, 23*(2), 201–210.

Wolfe, J., Morais, M., Schafer, E., Mills, E., Mülder, H. E., Goldbeck, F., Marquis, F., John, A., Hudson, M., Peters, B. R., & Lianos, L. (2013a). Evaluation of speech recognition of cochlear implant recipients using a personal digital adaptive radio frequency system. *Journal of the American Academy of Audiology, 24*(8), 714–724.

Wolfe, J., Morais, M., Schafer, E., Mills, E., Peters, R., Lianos, L., John, A., & Hudson, M. (2013b). Better speech recognition with digital RF system in study of cochlear implants. *Hearing Journal, 66*(7), 24–26.

Additional Information

Handout Information

About This Document
This document is created for accessibility and is an AI-generated supplement synthesized directly from the presentation's PowerPoint content.

Reference Use & Links
This handout is for reference only. Non-essential images have been removed. Any links are current at the time of the live webinar but are subject to change.

Copyright
Images used in this course comply with copyright laws; permission has been secured where required. All use of these images outside this course may violate copyright laws and is strictly prohibited.

Social Workers
For additional information regarding standards and indicators for cultural competence, please review the NASW resource: Standards and Indicators for Cultural Competence in Social Work Practice

Need Help?
Select the "Help" option in the member dashboard to access FAQs or contact us.

Limitations/Risks

- The applicability and accuracy of the course content may vary by the clinical, geographical, and cultural context; you should evaluate the course accordingly.
- As healthcare is rapidly evolving, new findings may change the validity of the information presented in this course. Providers should always consult the latest research and guidelines from professional associations.
- The interventions discussed in this course may be limited in generalizability, requiring practitioners to consider specific individual and population factors.
- The course may not cover all possible risk factors, diagnostic methods, or treatment options, and complex cases may require additional considerations.
- Healthcare providers should apply cultural competence and sensitivity to ensure effective and respectful care based on their patients' diverse needs.
- Providers should always evaluate the limitations of diagnostic and screening tools, considering their potential for false results as well as any ethical implications.
- It is the responsibility of course participants to critically evaluate the evidence from multiple sources to guide professional practice.

No part of the materials available through the continued.com site may be copied, photocopied, reproduced, translated or reduced to any electronic medium or machine-readable form, in whole or in part, without prior written consent of continued.com, LLC. Any other reproduction in any form without such written permission is prohibited. All materials contained on this site are protected by United States copyright law and may not be reproduced, distributed, transmitted, displayed, published or broadcast without the prior written permission of continued.com, LLC. Users must not access or use for any commercial purposes any part of the site or any services or materials available through the site.